

Enrollment Data: Key Dashboard Features



Key Dashboard Features

Information Button

SDSU Analytic Studies & Institutional Research Enrollment by Primary Major

Report Filters: Period(s): Fall 2024 Campus: San Diego Campus College: (All) Dept: (All) Student Level: (All) New Students: (All) Time Status: (All)

Sorting Menu

San Diego Campus NOTE: Fall '24 Global Campus data will be available in December.

			Fall 2024									
Campus	College	Program	Undergrad			Total	Graduate			Total	Total	
			Men	Nonbinary	Women		Men	Nonbinary	Women			
All University	San Diego State University	Cross Enrollment -TRN0004US	82	1	72	155					155	
		CSU Concurrent Enrollment -TRN0009US	3			3					3	
		CSU Fully Online -TRN0005GS					1			1	1	
		CSU Fully Online -TRN0005US			8	8					8	
		Transitory General-UGRD -TRN0008US	1			1					1	
		Transitory- Inbound Exchange -TRN0014US	71		107	178					178	
Arts & Letters	Asian Studies	ASIAN (Chin St & Lang Track B) -111104BALS	1		2	3					3	
		ASIAN (Chin St & Lang) -111102BALS			1	1					1	
		Asian Studies -111101BALS	9		2	11					11	
	Africana Studies	Africana Studies -110301BALS	21		26	47					47	
CAL All College	Big Data Analytics	Big Data Analytics -112997MSE					1			1	1	
		Big Data Analytics -112998MSS					36		21	57	57	
		Comparative Intl Studies -117002BALS	13	1	29	43					43	
		LGBTQ+ (Advanced Cert) -119510ACTS					1				1	
		LGBTQ+ -119508BALS	4		8	12					12	
	Sustainability -117001BALS	55		98	153					153		

Download Options

Information Button

SDSU Analytic Studies & Institutional Research Enrollment by Primary Major

Report Filters: Period(s): Fall 2024 Campus: San Diego Campus

San Diego Campus

COLLEGE	DEPT	Acad Plan						
All University	San Diego State University	Cross Enrollment						
		CSU Concurrent -TRN009US						
		CSU Fully Online						
		CSU Fully Online						
		Transitory General -TRN008US						
		Transitory - Inbound -TRN0014US						
		Asian Studies -111104BALS						
		Asian Studies -111102BALS						
		Asian Studies -111101BALS		9	2	11		11
		Africana Studies -110301BALS		21	26	47		47
CAL All College	Big Data Analytics	-112997MSE			1		1	
		-112998MSS			36	21	57	
		Comparative Intl Studies -117002BALS	13	1	29	43		43
		LGBTQ+ (Advanced Cert) -119510ACTS			1	2	3	3
		LGBTQ+ -119508BALS	4		8	12		12
		Sustainability -117001BALS	55		98	153		153

Report Notes:

Source(s):
SDSU Student Information System.

Time Updated:
Campus census day, which occurs the week after the close of the fourth week of classes of each semester.

Methodology:
Figures represent student enrollment by primary major declared. Counts for Major Status of "Major" represent students who have officially met academic requirements for the major, whereas counts for Major Status of "Pre Major" represent students who have not yet officially met academic requirements for the major.

Note:
Undergraduates enrolled in 12 units or more and graduate students enrolled in 9 units or more are considered full-time.

The term "Acad Plan" or "Academic Plan" in this view refers to the student's major.

Watch | Share

The **Information Button** provides report details, including

- Report Source(s)
- Update information
- Methodology

The **Sorting Menu** allows you to sort by:

- Data source order
- Alphabetic order
- Field
- Nesting

For quick sorting from A to Z or Z to A, click the **AZ dropdown menu***

For more advanced sorting, click the **Sorting dropdown menu***

**Note: These buttons are not visible until you hover your cursor over this area of the dashboard. Adjusting the view will not affect the data tables and they will reset after you leave the page.*

SDSU | Analytic Studies & Institutional Research
Enrollment by Primary Major
i

Report Filters:
Period(s): Fall 2024
Campus: San Diego Campus
College: (All)
Dept: (All)
Student Level: (All)
New Students: (All)
Time Status: (All)

San Diego Campus NOTE: Fall '24 Global Campus data will be available in December.

		Fall 2024										
		Undergrad				Graduate				Total		
		Men	Nonbinary	Women	Total	Men	Nonbinary	Women	Total	Total		
Campus	University	University	Cross Enrollment -TRN0004US		72	155					155	
	CSU Concurrent Enrollment -TRN0009US					3					3	
	CSU Fully Online -TRN0005GS						1			1	1	
	CSU Fully Online -TRN0005US					8					8	
	Transitory General-UGRD -TRN0008US				1	1					1	
	Transitory- Inbound Exchange -TRN0014US				71	107					178	
	Arts & Letters	Asian Studies	ASIAN (Chin St & Lang Track B) -111104BALS		1	2					3	
		ASIAN (Chin St & Lang) -111102BALS					1					1
		Asian Studies -111101BALS				9	2					11
	Africana Studies		Africana Studies -110301BALS		21	26					47	
CAL All College	Big Data Analytics -112997MSE						1			1	1	
	Big Data Analytics -112998MSS						36	21	57	57		
	Comparative Intl Studies -117002BALS				13	1	29					43
	LGBTQ+ (Advanced Cert) -119510ACTS						1	2	3	3		
	LGBTQ+ -119508BALS				4	8					12	
	Sustainability -117001BALS				55	98					153	

⏪ ⏩ 🔄 📄 📄 | 🕒 | 📄 Edit | 📄 View: Original | 👁 Watch | 📄 | 🔄 Share

Report Filters: Campus: San Diego Campus College: (All) NOTE: Fall '24 Global Campus data will be available in December.

Period(s):
Fall 2024

Resident Status:
(All)

New Students:
(All)

Student Level:
(All)

Time Status:
(All)

Note: Undergraduates enrolled in 12 units or more and graduate students enrolled in 9 units more are considered full-time.

San Diego Campus

				Enroll			Fall 2024					
				Men	Nonbinary	Women	Total	Men	Nonbinary	Women	Total	
Undergrad	Freshmen	Continuing	Part-time	27	32	59	14	17				
			Full-time	322	1	354	677	311	1	343		
			Total	349	1	386	736	325	1	361		
New Transfer		Full-time		3	2	5	3	2				
			Total	3	2	5	3	2				
New	First-time	Part-time		24	39	63	13	24				
			Full-time	2,202	12	3,418	5,632	2,269	12	3,487	5	
			Total	2,226	12	3,457	5,695	2,282	12	3,512	5	
Transitory		Part-time		85	1	79	165	16	0	15		
			Full-time	72	107	179	66	103				
			Total	157	1	186	344	81	0	118		
Total				2,735	14	4,031	6,780	2,691	13	3,992	6	
Sophomore	Continuing	Part-time		96	1	98	195	52	0	52		
			Full-time	1,867	13	2,766	4,646	1,856	13	2,781	4	
			Total	1,963	14	2,864	4,841	1,908	14	2,833	4	
Readmit		Part-time		1		1	1	1				
			Total	1		1	1	1				
New Transfer		Part-time		4	2	6						
			Full-time	31	32	63						
			Total	35	34	69						
New	First-time	Part-time		7	9	16	5	5				
			Full-time	345	435	780	356	361	4	4		
			Total	352	444	796	361	361				
Total				2,351	14	3,342	5,707	2,301	14	3,333		
Junior	Continuing	Part-time		206	2	229	437	108	1	11		
			Full-time									
			Total									

Download Options

- Image
- Data
- Crosstab
- PDF**
- PowerPoint
- Tableau Workbook

The **Download Options Menu** provides options for downloading a view, including as (a)(an):

- Image
- Data
- Crosstab
- PDF
- PowerPoint
- Tableau Workbook

Key Dashboard Features

SDSU Analytic Studies & Institutional Research Enrollment by Ethnicity

Report Filters: **Campus:** San Diego Campus **College:** (All) NOTE: Fall '24 Global Campus data will be available in December.

Period(s): Fall 2024

New Students: (All)

Gender: (All)

Note: Undergraduates enrolled in 12 units or more and graduate students enrolled in 9 units more are considered full-time.

San Diego Campus

	Fall 2024				Grand Total	
	Undergrad		Graduate		Enroll	% Ethnicity
	Enroll	% Ethnicity	Enroll	% Ethnicity	Enroll	% Ethnicity
Not URM (CO)						
Asian	2,665	7.9%	331	7.3%	2,996	7.8%
Pacific Islander, Native Haw..	62	0.2%	10	0.2%	72	0.2%
Filipino	1,894	5.6%	163	3.6%	2,057	5.4%
Multiple Ethnicities	2,586	7.6%	247	5.4%	2,833	7.4%
White	11,554	34.1%	1,442	31.6%	12,996	33.8%
Other, Not Stated	1,156	3.4%	191	4.2%	1,347	3.5%
International	920	2.7%	466	10.2%	1,386	3.6%
Total	20,837	61.6%	2,850	62.5%	23,687	61.7%
URM (CO)						
Native American	54	0.2%	10	0.2%	64	0.2%
African American	1,186	3.5%	169	3.7%	1,355	3.5%
Hispanic, Latino	11,762	34.8%	1,528	33.5%	13,290	34.6%
Total	13,002	38.4%	1,707	37.5%	14,709	38.3%
Total	33,839	100.0%	4,557	100.0%	38,396	100.0%

Total State-Support: SD & IV Campus (Unduplicated)

	Fall 2024				Grand Total	
	Undergrad		Graduate		Enroll SD&IV	% Ethnicity SDSU
	Enroll SD&IV	% Ethnicity SDSU	Enroll SD&IV	% Ethnicity SDSU	Enroll SD&IV	% Ethnicity SDSU
Not URM (CO)						
Asian	2,668	7.7%	332	7.0%	3,000	7.3%
Pacific Islander, Native Haw..	62	0.2%	10	0.2%	72	0.2%
Filipino	1,895	5.5%	163	3.4%	2,058	5.1%
Multiple Ethnicities	2,593	7.5%	247	5.2%	2,840	7.2%
White	11,569	33.4%	1,447	30.6%	13,016	33.1%
Other, Not Stated	1,193	3.4%	192	4.1%	1,385	3.5%

Undo my last action

Reset

Share

Report Filters: **Campus:** San Diego Campus **College:** (All) NOTE: Fall '24 Global Campus data will be available in December.

Period(s): Fall 2024

New Students: (All)

Expand/Condense Buttons

Use the **Expand/Condense Buttons*** to expand and condense the categories to get to the view most suited for your research purposes and/or to a view which you would like to download for your reporting needs

**Note: These buttons are not visible until you hover your cursor over this area of the dashboard. Adjusting the view will not affect the data tables and they will reset after you leave the page.*

San Diego Campus

	Fall 2024				Grand Total	
	Undergrad		Graduate		Enroll	% Ethnicity
	Enroll	% Ethnicity	Enroll	% Ethnicity		
Not URM (CO)						
Asian	2,665	7.9%	331	7.3%	2,996	7.8%
Pacific Islander, Native Haw...	62	0.2%	10	0.2%	72	0.2%
Filipino	1,894	5.6%	163	3.6%	2,057	5.4%
Multiple Ethnicities	2,586	7.6%	247	5.4%	2,833	7.4%
White	11,554	34.1%	1,442	31.6%	12,996	33.8%
Other, Not Stated	1,156	3.4%	191	4.2%	1,347	3.5%
International	920	2.7%	466	10.2%	1,386	3.6%
Total	20,837	61.6%	2,850	62.5%	23,687	61.7%
URM (CO)						
Native American	54	0.2%	10	0.2%	64	0.2%
African American	1,186	3.5%	169	3.7%	1,355	3.5%
Hispanic, Latino	11,762	34.8%	1,528	33.5%	13,290	34.6%
Total	13,002	38.4%	1,707	37.6%	14,709	38.3%
Total	33,839	100.0%	4,557	100.0%	38,396	100.0%

Total State-Support: SD & IV Campus (Unduplicated)

	Fall 2024				Grand Total	
	Undergrad		Graduate		Enroll SD&IV	% Ethnicity SDSU
	Enroll SD&IV	% Ethnicity SDSU	Enroll SD&IV	% Ethnicity SDSU		
Not URM (CO)						
Asian	2,668	7.7%	332	7.0%	3,000	7.6%
Pacific Islander, Native Haw...	62	0.2%	10	0.2%	72	0.2%
Filipino	1,895	5.5%	163	3.4%	2,058	5.2%
Multiple Ethnicities	2,593	7.5%	247	5.2%	2,840	7.2%
White	11,569	33.4%	1,447	30.6%	13,016	33.1%
Other, Not Stated	1,193	3.4%	192	4.1%	1,385	3.5%

Use **Undo my last action** when you want to go back to your prior customization

Use **Reset** when you want to reset the view to the default view and start over

SDSU | Analytic Studies & Institutional Research | Enrollment by Age

Report Filters: Campus: San Diego Campus College: (All) NOTE: Fall 24 Global Campus data will be available in December.

Period(s): Fall 2024

Time Status: (All)

Gender: (All)

Note: Undergraduates enrolled in 12 units or more and graduate students enrolled in 9 units more are considered full-time.

San Diego Campus

	Undergrad				Total	Graduate			Total	Total
	Freshmen	Sophomore	Junior	Senior		Post Bacc	Master's	Doctoral		
17 or Younger	14	2			16					16
18	3,299	486	33		3,818					3,818
19	2,744	2,719	487	35	5,985					5,985
20	424	2,064	3,260	699	6,447					6,447
21	132	333	2,927	3,238	6,630	6	33		39	6,669
22	63	69	963	3,180	4,275	55	243	18	316	4,591
23	26	18	417	1,616	2,077	72	443	35	550	2,627
24	16	11	248	887	1,162	52	491	68	611	1,773
25-29	38	4	404	1,714	2,160	123	1,157	273	1,553	3,713
30-34	13		118	529	660	43	433	151	627	1,287
35-39	4	1	66	207	278	34	212	96	342	620
40-44	3		31	110	144	25	143	48	216	360
45-49	4		25	50	79	23	66	48	137	216
50 or Older			26	82	108	23	96	47	166	274
Total	6,780	5,707	9,005	12,347	33,839	456	3,317	784	4,557	38,396

Total State-Support: SD & IV Campus (Unduplicated)

	Undergrad				Total	Graduate			Total	Total
	Freshmen	Sophomore	Junior	Senior		Post Bacc	Master's	Doctoral		
17 or Younger	14	2			16					16
18	3,361	492	33		3,886					3,886
19	2,766	2,735	490	35	6,026					6,026
	429	2,074	3,325	702	6,530					6,530
	140	338	2,993	3,289	6,760	6	33		39	6,799
	83	70	1,020	3,235	4,408	72	247	18	337	4,745
	36	18	444	1,657	2,155	92	446	35	573	2,728
24	23	11	260	930	1,224	73	496	68	637	1,861
25-29	43	4	435	1,780	2,262	172	1,169	273	1,614	3,876

Undo my last action

Reset

SDSU



Report Filters: **Campus:** San Diego Campus **College:** (All) NOTE: Fall 24 Global Campus data will be available in December.

Period(s): Fall 2024

Time Status: (All)

Gender: (All)

Note: Undergraduates enrolled in 12 units or more and graduate students enrolled in 9 units more are considered full-time.

San Diego Campus

	Undergrad					Graduate			Total	Total
	Freshmen	Sophomore	Junior	Senior	Total	Post Bacc	Master's	Doctoral		
17 or Younger	14	2			16					16
18	3,299	486	33		3,818					3,818
19	2,744	2,719	487	35	5,985					5,985
20										6,447
21									39	6,669
22								18	316	4,591
23								35	550	2,627
24								68	611	1,773
25-29								273	1,553	3,713
30-34								151	627	1,287
35-39								96	342	620
40-44								48	216	360
45-49								48	137	216
50 or Older								47	166	274
Total								784	4,557	38,396

Share View [X]

Enroll by Age

Only people with permission can see this view.

Share with people

Enter a username.

Share using a link

<https://tableau.sdsu.edu/views/EnrollmentDataTables/EnrollIII>

Total State-Support: SD & IV Campus (Unduplicated)

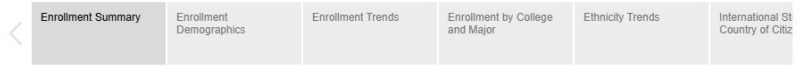
	Undergrad					Graduate			Total	Total
	Freshmen	Sophomore	Junior	Senior	Total	Post Bacc	Master's	Doctoral		
17 or Younger	14	2			16					16
18	3,361	492	33		3,886					3,886
19	2,766	2,735	490	35	6,026					6,026
20	429	2,074	3,325	702	6,530					
21	140	338	2,993	3,289	6,760	6	33			
22	83	70	1,020	3,235	4,408	72	247	18	3	
23	36	18	444	1,657	2,155	92	446	35	5	
24	23	11	260	930	1,224	73	496	68	637	1,861
25-29	43	4	435	1,780	2,262	172	1,169	273	1,614	3,876



The **Share Button** provides options for sharing customized views with others, including via:

- Entering a Tableau Username
- Copying a link
- Copying an Embed Code
- Copying Site ID

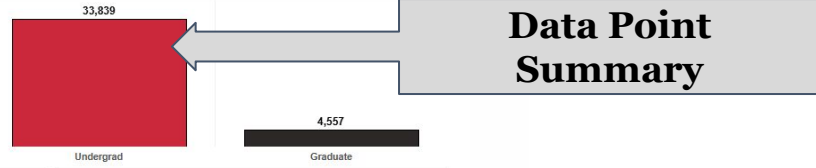
Key Dashboard Features



SDSU Analytic Studies & Institutional Research **STUDENT ENROLLMENT SUMMARY** [Redacted]
San Diego Campus Fall 2024

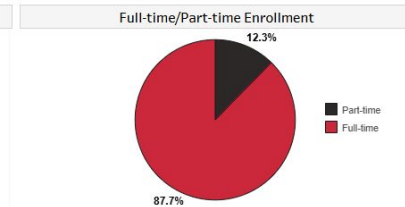
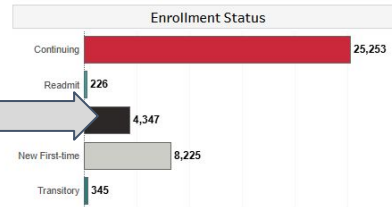
Term: Fall 2024 | Campus: San Diego Campus | College: (All) | Student Level: (All)

38,396
Total Students Enrolled
Fall 2024

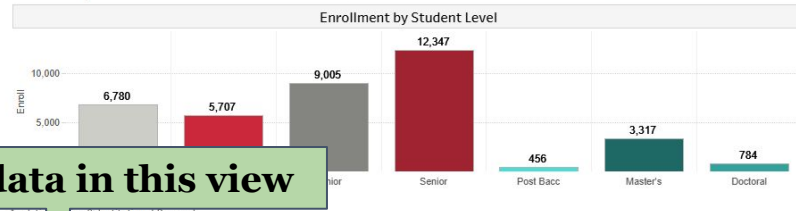


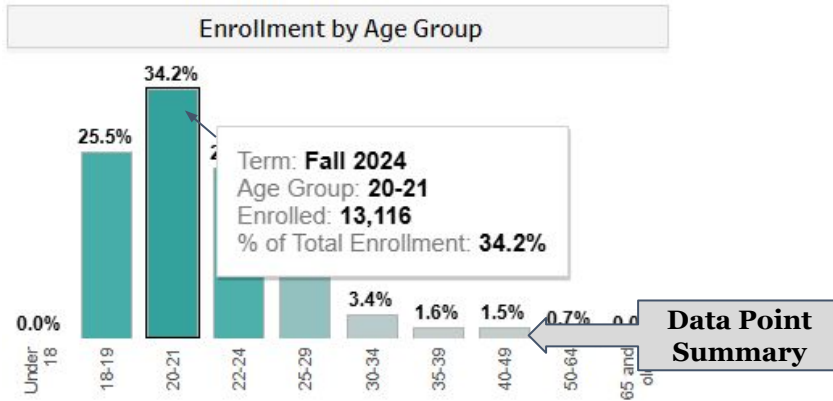
Data Point Summary

Data Point Summary

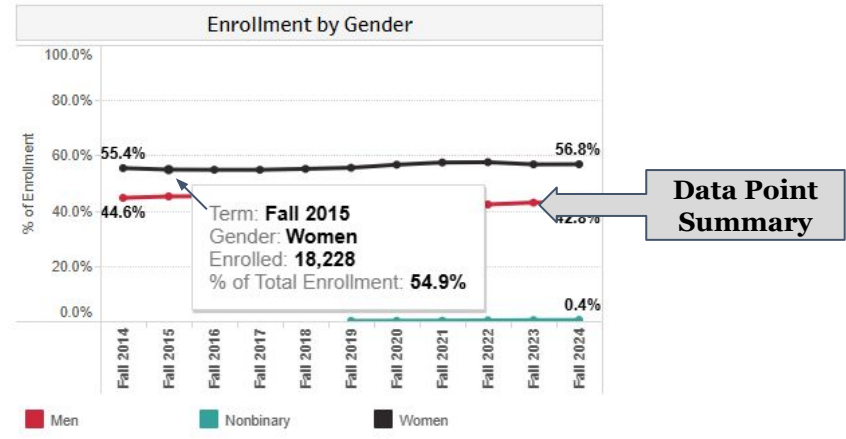


Refresh data in this view





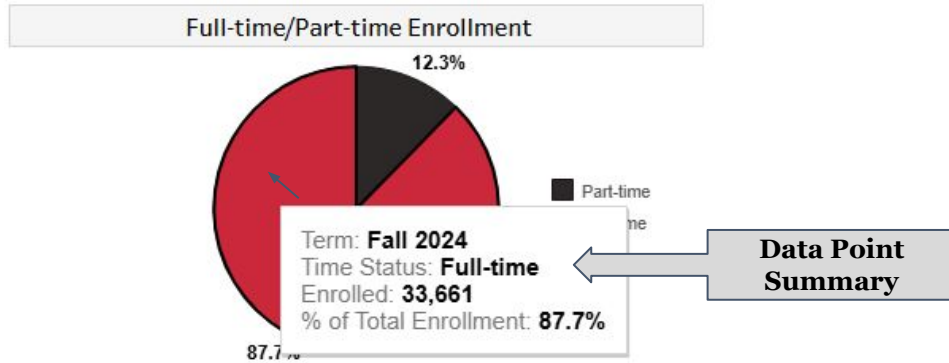
In a bar graph, hover your cursor over **any bar** in the to see a summary



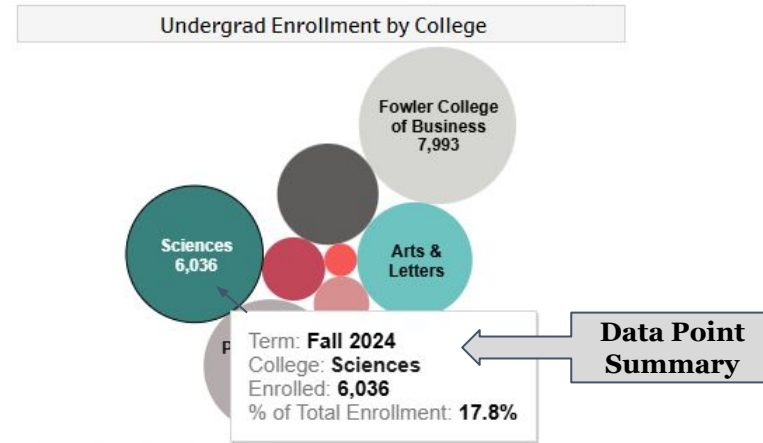
Analytic Studies & Institutional Research

In a line graph, hover your cursor over **any data point** to see a summary





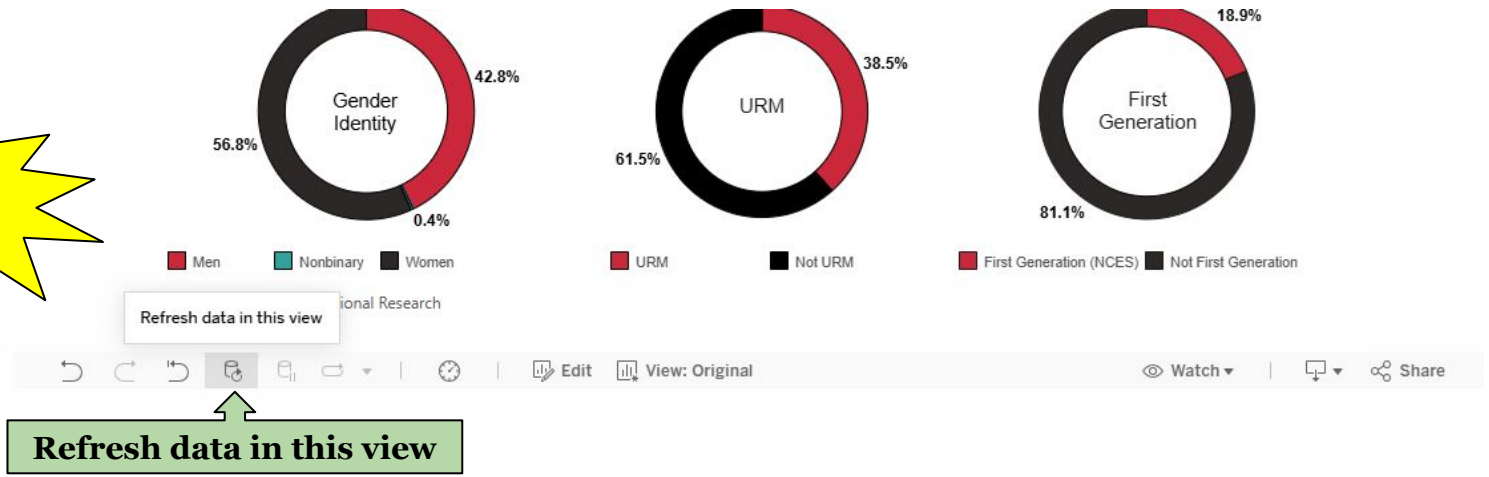
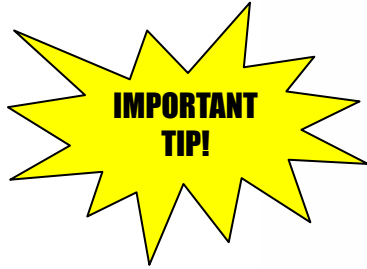
In a pie chart, hover your cursor over **any section** in the pie to see a summary



Analytic Studies & Institutional Research

In a bubble chart, hover your cursor over **any bubble** to see a summary





Make sure your report contains the *most up-to-date information* by clicking the **Refresh data in this view icon** before downloading or sharing.



Key Dashboard Features

New Student Profile – Enrollment

NEW STUDENT ENROLLMENT

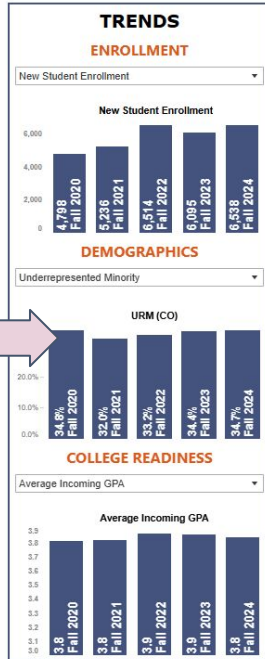
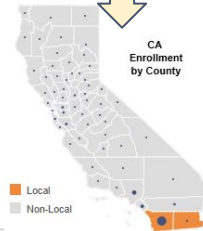
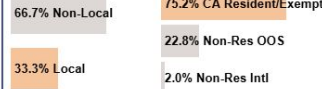
CAMPUS: San Diego Ca...
NEW STUDENT GROUP: First-time Freshmen

County Breakdown

Fall 2024 Cohort Data Snapshot

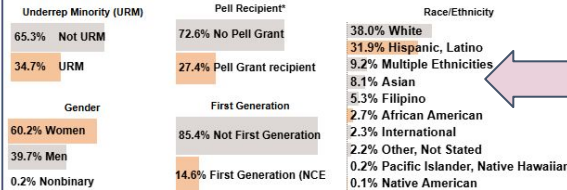
6,538

ENROLLED IN COHORT



Summary, with added detail

Summary, with added detail



*Note: Pell-recipient data may not be available for the most recent term until end-of-term. When data is not available, all students are defaulted to 'No Pell Grant' category.

New Student Enrollment: 6,538
Incoming GPA: 3.84



Report Prepared by Analytic Studies & Institutional Research

NEW STUDENT ENROLLMENT

CAMPUS: San Diego Ca...
 NEW STUDENT GROUP: First-time Freshmen
 FULL/PART-TIME STATUS: (All)
 ENTRY COLLEGE: (All)
 SNAPSHOT COHORT TERM: Fall 2024

Fall 2024 Cohort Data Snapshot

County Breakdown

66.7% Non-Local 75.2% CA Resident

Entry Cohort: Fall 2024
 New Student Group: First-time Freshmen
 10 Enrollees from Merced County.*


*Based on student Institution of Origin.
 Institution of Origin: The institution of learning attended by the student immediately prior to enrolling in SDSU.

34.7% URM	27.4% Pell Grant recipient	31.9% Hispanic, Latino
60.2% Women	85.4% Not First Generation	9.2% Multiple Ethnicities
39.7% Men	14.6% First Generation (NCE)	8.1% Asian
0.2% Nonbinary		5.3% Filipino
		2.7% African American
		2.3% International
		2.2% Other, Not Stated
		0.2% Pacific Islander, Native Hawaiian
		0.1% Native American

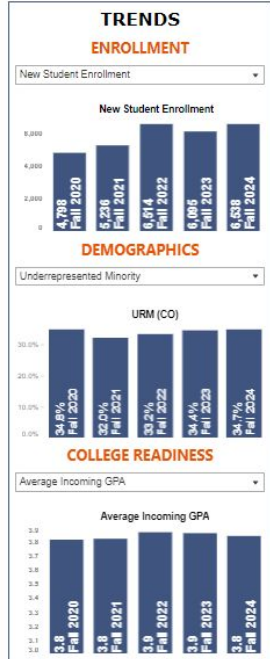
*Note: Pell-recipient data may not be available for the most recent term until end-of-term. When data is not available, all students are defaulted to 'No Pell Grant' category.

New Student Enrollment 6,538

Incoming GPA 3.84



Report Prepared by Analytic Studies & Institutional Research



Click on any County Data Point to view the specific **County Breakdown**, including:

- Entry Cohort
- New Student Group
- County
- Number of Enrollees

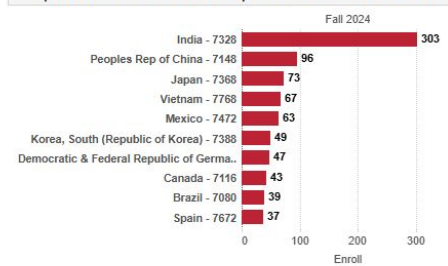


SDSU Analytic Studies & Institutional Research **INTERNATIONAL STUDENT COUNTRY OF CITIZENSHIP**
 San Diego Campus Fall 2024

Term: Campus: Student Level:



Top 10 Countries of Citizenship of International Students



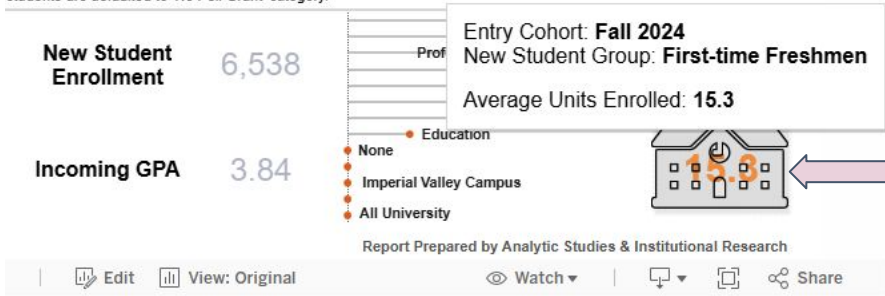
Click on country name in table for detailed map and trend line:

	Fall 2024	
	Enroll	% Country
Argentina - 7028	3	0.22%
Aruba - 7029	1	0.07%
Australia - 7032	22	1.64%
Austria - 7036	10	0.75%
Azerbaijan - 7038	2	0.15%
Bahrain - 7048	3	0.22%
Bangladesh - 7009	9	0.67%
Barbados - 7052	1	0.07%
Belarus - 7063	2	0.15%
Belize (British Honduras) - 7066	2	0.15%
Bolivia - 7076	1	0.07%

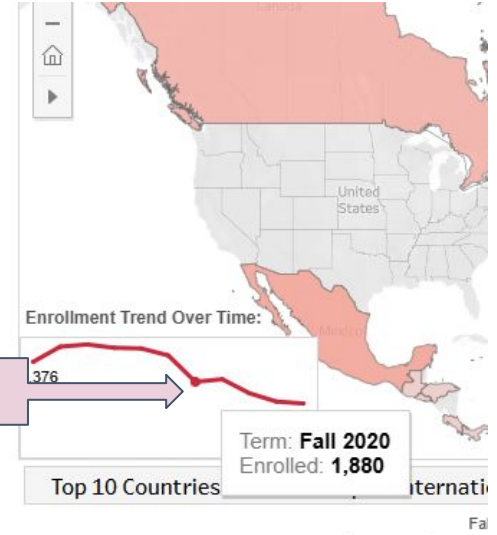
Click on any Country Data Point to view the specific **Country Breakdown**, including:

- Term
- Country of Citizenship
- Number of Enrollees

*Note: Pell-recipient data may not be available for the most recent term until end-of-term. When data is not available, all students are defaulted to 'No Pell Grant' category.

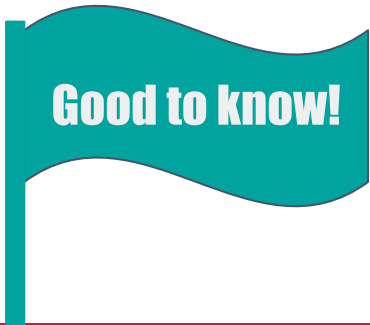


Summary, with added detail



Summary, with added detail

Hover your cursor over...



- ❖ Bars
- ❖ Maps
- ❖ Icons
- ❖ Tables



...for a summary with added detail